

# DESIGN A SECURE COLLABORATION SOLUTION WITH AZURE INFORMATION PROTECTION AND AZURE CONDITIONAL ACCESS



**BRAM DE JAGER**

MVP Office Apps & Services, MCM  
Lead Architect, delaware Netherlands



## EUROPEAN COLLABORATION SUMMIT 2019

WIESBADEN/GERMANY, MAY 27-29 2019 [WWW.COLLABSUMMIT.EU](http://WWW.COLLABSUMMIT.EU)

# ♡ DIAMOND AND PLATINUM SPONSORS ♡



# Agenda



- Information Protection basics
- Demo
- What's next
- Wrap-up

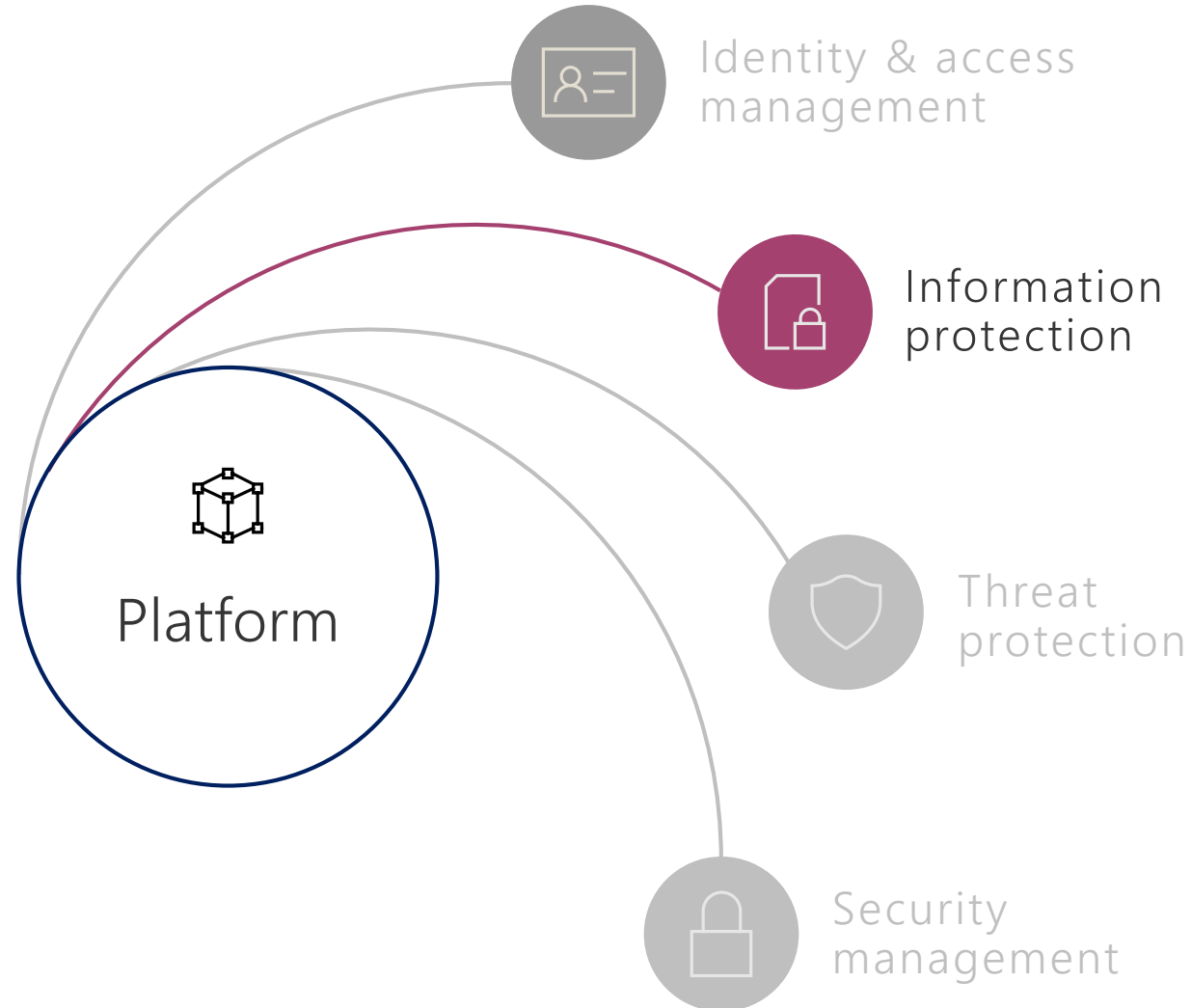


# INFORMATION PROTECTION BASICS

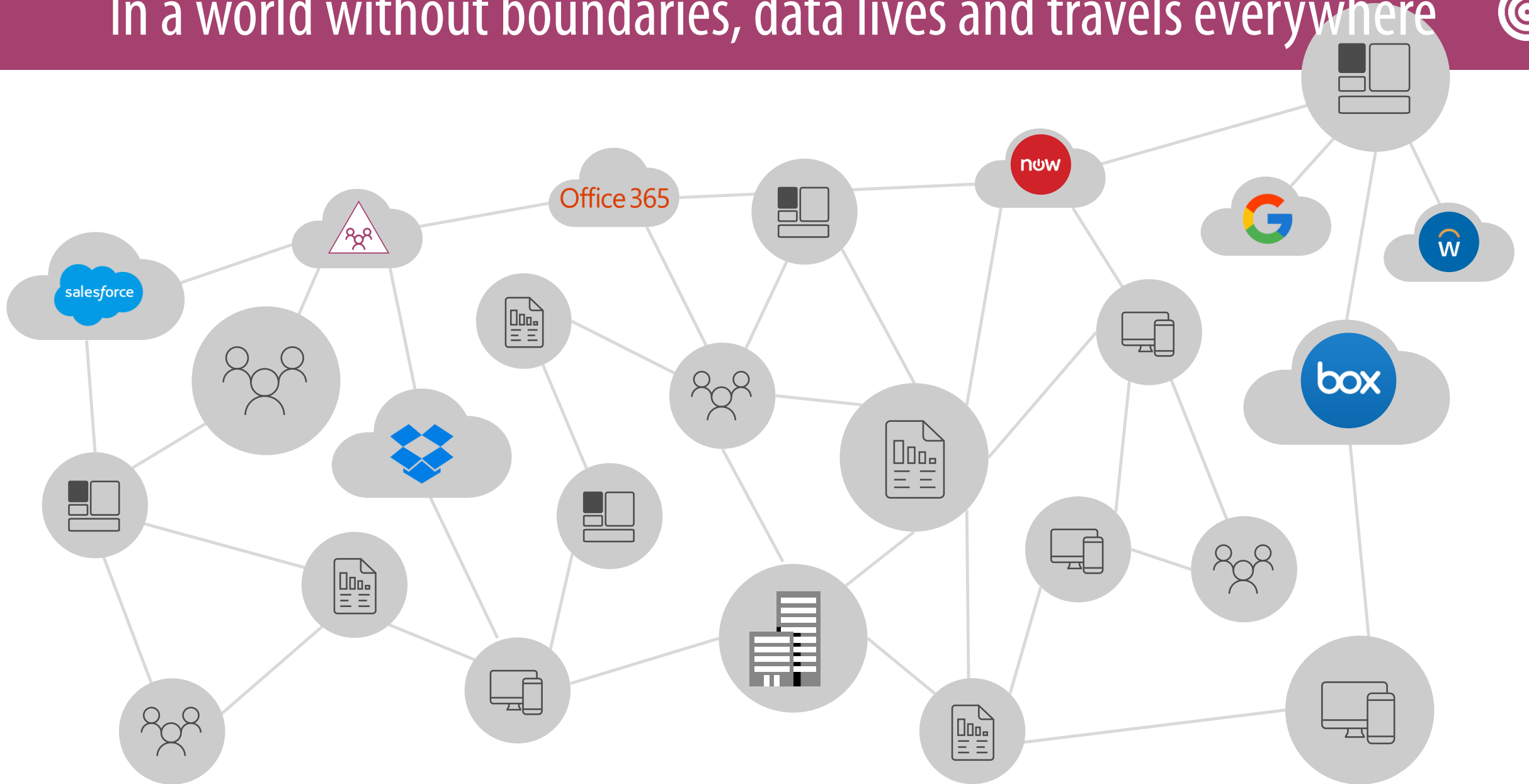
# Microsoft Security Platform



**Built in  
security**



# In a world without boundaries, data lives and travels everywhere



Do you have a strategy to protect your most valuable data?



Do you know where your sensitive data resides?

Are you using multiple solutions to discover, classify, label, and protect sensitive data?

Do you have control of your data as it travels inside and outside of your organization?



# Sensitive data is at risk



- 80 %** of employees use non-approved SaaS apps at work
- 85 %** of enterprise organizations keep sensitive information in the cloud
- 88 %** of organizations no longer have confidence to detect and prevent loss of sensitive data
- 58 %** Have accidentally sent sensitive information to the wrong person

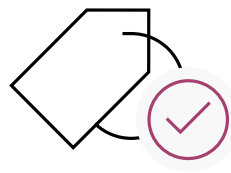




# Microsoft Information Protection



Discover



Classify

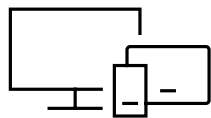


Protect

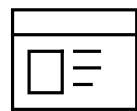


Monitor

Across




Devices



Apps



Cloud services

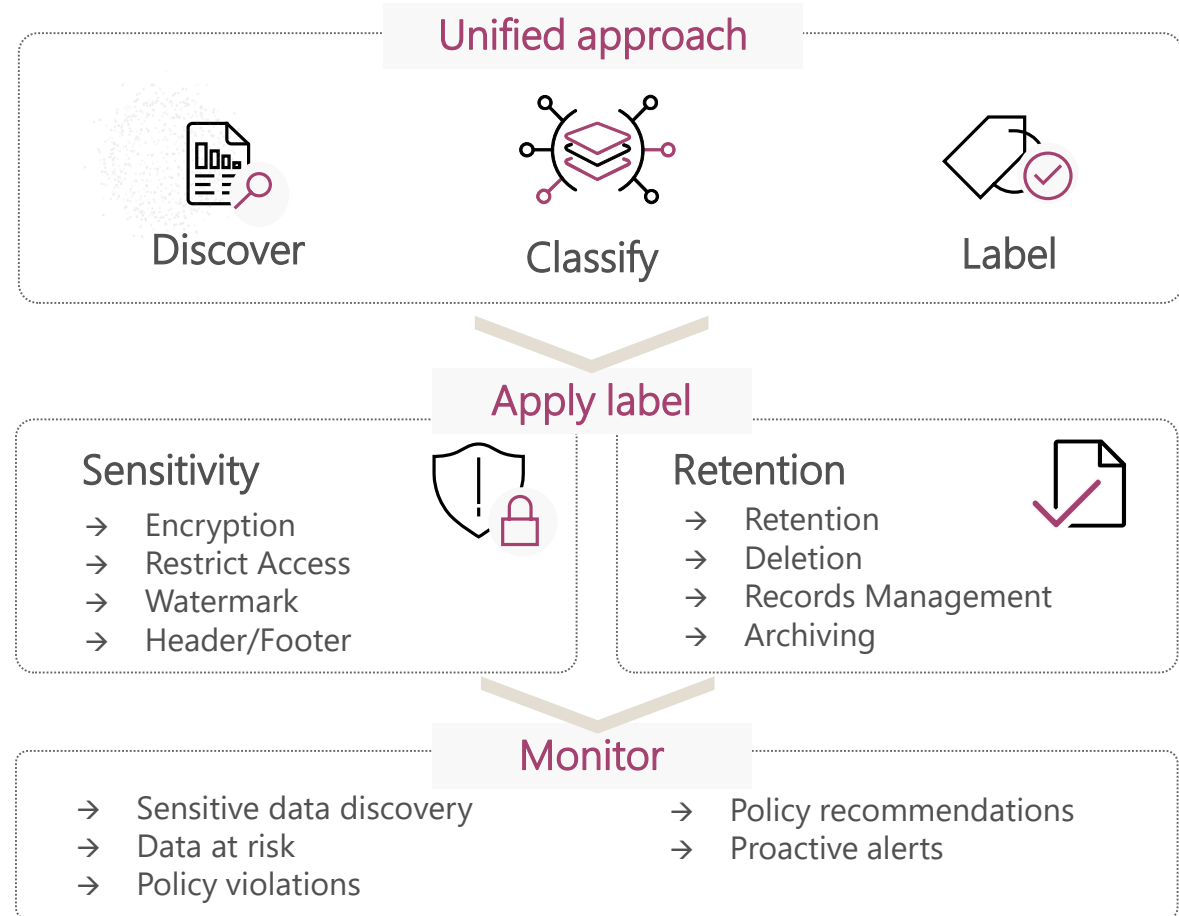


On-premises

# Data protection & data governance go hand-in-hand



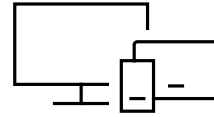
- Unified approach to discover, classify & label
- Automatically apply policy-based actions
- Proactive monitoring to identify risks
- Broad coverage across locations



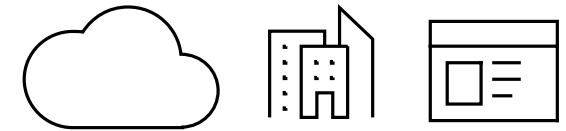
# Microsoft Information Protection – the way it was



## Office 365 Information Protection



## Windows Information Protection



## Azure Information Protection

What

Preserve or remediate emails & documents

Protect files and documents

Classify & Protect emails & documents

Where

Office 365 Apps & Services

Windows Clients & Devices

Office Clients, 3<sup>rd</sup> party Apps & Services, On Premises

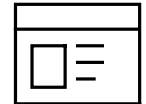

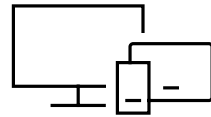
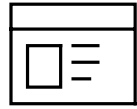
How

Office 365 Security Console

Intune Portal

AIP Portal

# Microsoft Information Protection – going forward



**Office 365  
Information Protection**

**Windows  
Information Protection**

**Azure  
Information Protection**

What Consistent content detection and classification to protect and preserve sensitive data

Where Office 365 apps & services, Windows clients & desktops, mobile, on premises + 3<sup>rd</sup> party apps and services

How Microsoft 365 Security and Compliance Center

# What is a sensitivity label?



**Tag** that is **customizable**, **readable** by other systems, and **persistent**.

It becomes the basis for applying and enforcing data protection policies.



In files and emails, the label is persisted as document metadata



In SharePoint Online, the label is persisted as container metadata





**DEMO**



WHAT'S NEXT?

# Sensitivity Site and Group settings



The screenshot shows the Microsoft 365 compliance center interface. The browser address bar displays the URL: `https://protection.office.com/labels?viewid=sensitivity&flight=EnableM365ComplianceCenter`. The page title is "Contoso Electronics | Microsoft 365 compliance".

The left navigation pane includes the following items: Home, Alerts, Monitoring & reports, Classification, Labels (selected), Label policies, Sensitive info types, Label analytics, Classification assistant, Policies, Information barriers, Solutions, Data governance, and eDiscovery.

The main content area is titled "Editing Site and group settings" and includes the following sections:

- Edit a label to help users classify their content.**
- Name**
- Encryption**
- Content marking**
- Endpoint data loss prevention**
- Site and group settings** (highlighted)
- Auto labeling**

The "Editing Site and group settings" panel contains the following configuration options:

- Site and group settings**:  On
- Privacy of Office 365 group-connected team sites**: Private - only members can access the site
- External users access**:  Let Office 365 group owners add people outside the organization to the group
- Unmanaged devices**: Restrict site access from devices that aren't compliant or joined to a domain. After this setting here, you need to use Powershell to limit or block access for the site. [Learn more](#)
  - Allow full access from desktop apps, mobile apps, and the web
  - Allow limited, web only access

At the bottom of the panel are "Save" and "Cancel" buttons. The Windows taskbar at the bottom shows the time as 9:33 AM on 5/21/2019.



# During site creation or afterward change sensitivity



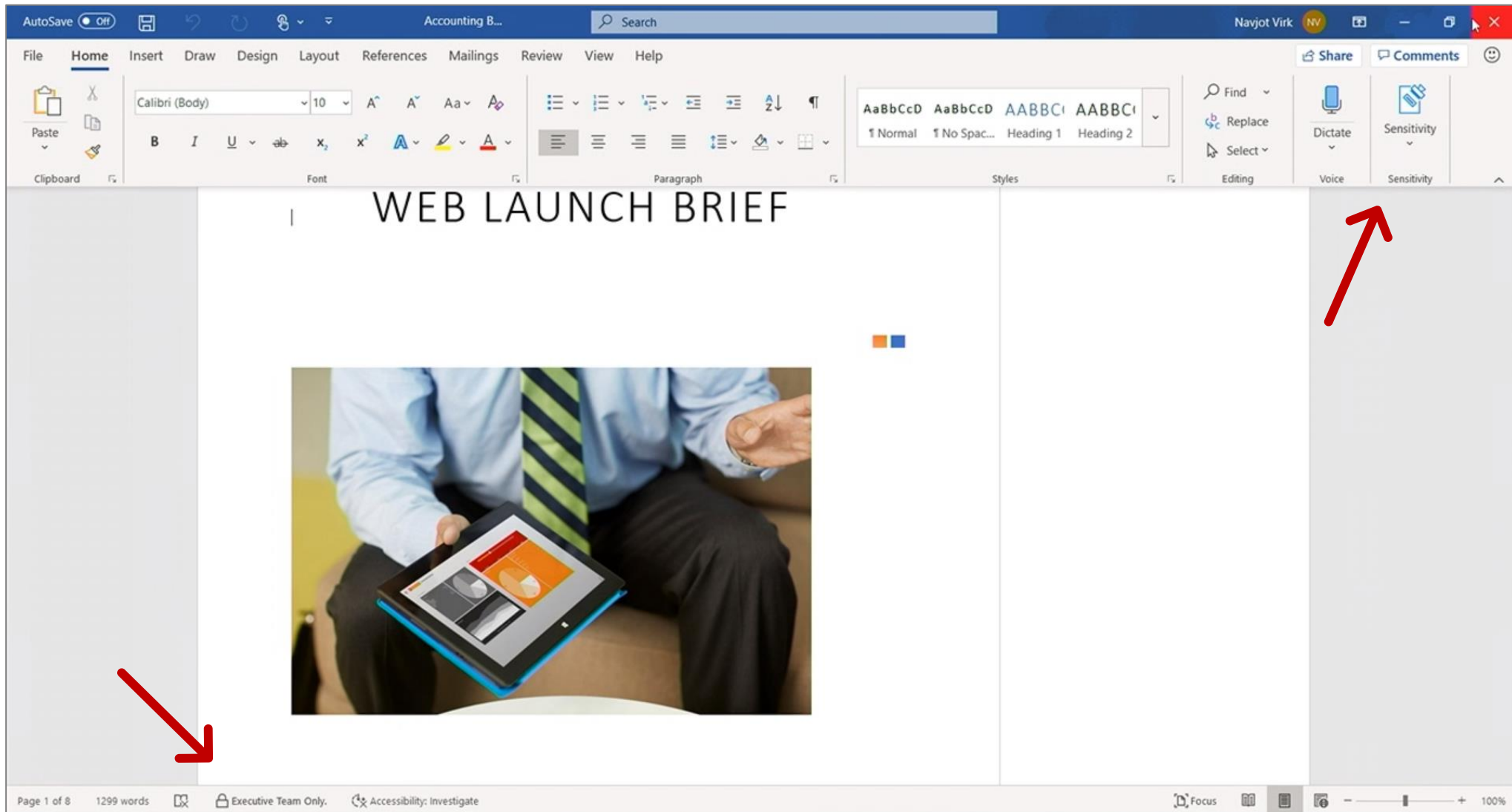
The screenshot displays the SharePoint Admin Center interface for 'Contoso Electronics'. The main content area shows a table of 'Active sites' with columns for Site name, Sensitivity, Storage used (MiB), Primary admin, and Hub site association. The 'Sales complete collateral' site is selected, and its details are shown in a right-hand pane. The 'Sensitivity' field in the details pane is set to 'General' and has a 'Change' link next to it. A red arrow points to the 'Sensitivity' column header in the table, and another red arrow points to the 'Sensitivity' field in the details pane.

Site name	Sensitivity	Storage used (MiB)	Primary admin	Hub site association
Big Wins	General	61	System Administrator	Sales
Leads	-	39	System Administrator	Sales
North American Sales	General	101	Group owners	Sales
Sales @Contoso Hub	General	23	Group owners	Sales (Hub site)
<b>Sales complete collateral</b>	General	53	Emily Braun	Sales
Sales Leadership Team	General	106	Group owners	Sales

Details for 'Sales complete collateral':

- Storage used: 2.61%
- Storage limit: 2 GB
- Primary admin: Emily Braun
- Admins: Add or remove admins
- External sharing: Files and folders on this site can be shared with anyone
- Sensitivity: General

# Office client native support Sensitivity



# Native support for Office Online



A screenshot of the Microsoft Word Online interface. The browser address bar shows the URL: https://contosoelectronics5a.sharepoint.com/w:/r/sites/SalesAndMarketing/\_layouts/15/Doc.aspx?sourcedoc=%7BBD7F58FB-DE2C-48EC-8ADC-24E0A65A4D69%... The document title is 'Accounting Brief - Saved'. The ribbon is set to 'Home' and shows various text formatting options like font face (Calibri Light), size (36), bold, italic, underline, and color. The document content includes the 'CONTOSU LTD' logo and the heading 'WEB LAUNCH BRIEF'. Below the heading is a photograph of a person in a light blue shirt and a green and black striped tie, sitting and holding a tablet displaying a website layout. A 'Page Break' indicator is visible at the bottom of the page. The status bar at the bottom shows 'Page 2 of 8', '1,296 words', 'Average Reading Time: 7 min', 'English (U.S.)', and 'Executive Team Only'. There is also a '100%' zoom level and a 'Give Feedback to Microsoft' link.

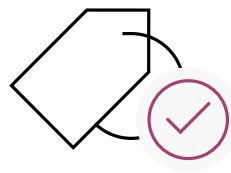


**WRAP-UP**

# Microsoft Information Protection



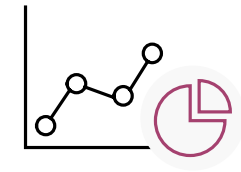
Discover



Classify

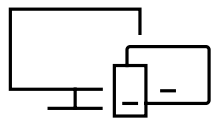


Protect

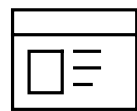


Monitor

Across




Devices



Apps



Cloud services



On-premises

# Comprehensive set of capabilities



## AZURE ADVANCED THREAT PROTECTION

Identify advanced data related attacks and insider threats

## MICROSOFT CLOUD APP SECURITY

Visibility into 15k+ cloud apps, data access & usage, potential abuse

## OFFICE 365 DATA LOSS PREVENTION

Prevent data loss across Exchange Online, SharePoint Online, OneDrive for Business

## OFFICE 365 MESSAGE ENCRYPTION

Send encrypted emails in Office 365 to anyone inside or outside of the company

## WINDOWS INFORMATION PROTECTION

Separate personal vs. work data on Windows 10 devices, prevent work data from traveling to non-work locations

## OFFICE 365 ADVANCED DATA GOVERNANCE

Apply retention and deletion policies to sensitive and important data in Office 365

## MICROSOFT INFORMATION PROTECTION

Discover | Classify | Protect | Monitor

## CONDITIONAL ACCESS

Control access to files based on policy, such as identity, machine configuration, geo location

## OFFICE APPS

Protect sensitive information while working in Excel, Word, PowerPoint, Outlook

## SHAREPOINT & GROUPS

Protect files in libraries and lists

## AZURE SECURITY CENTER INFORMATION PROTECTION

Classify & label sensitive structured data in Azure SQL, SQL Server and other Azure repositories

## SDK FOR PARTNER ECOSYSTEM & ISVs

Enable ISVs to consume labels, apply protection

## ADOBE PDFs

Natively view labeled and protected PDFs on Adobe Acrobat Reader



**Want an early start with these new and upcoming security and compliance capabilities?**

Nominate your business for our private previews at <https://aka.ms/spc19SecurityPreviews>.

# SharePoint Client Browser

- Must have SharePoint community tool!
- Provides insights into your SharePoint site or tenant
- Uses the CSOM to connect to SharePoint 2010/2013/2016/2019 and SharePoint Online
- <https://github.com/bramdejager/spcb>

The screenshot displays the SharePoint Online Client Browser Preview interface. The left pane shows a tree view of site collections, including 'Engineering (/sites/Engineering)' and its sub-items like 'Theme Info', 'Regional Settings', 'Data Leakage Prevention Status Info', 'Webs', 'Site Columns', 'Content Types', 'Lists (18)', 'appdata (0)', 'appfiles (0)', 'Composed Looks (18)', 'Converted Forms (0)', 'Documents (3)', 'Information Rights Management', 'Fields', 'Content Types', and 'Items (3)'. The right pane shows the 'Properties' tab for a selected list item, displaying a table of fields and values.

Field	Value
Author	17;#Lidia Holloway
BSN	1141;#
CheckedOutTitle	1;#
CheckedOutUserId	1;#
CheckoutUser	
ComplianceAssetId	
ContentTypeId	0x010100C9E02F23B1B5B041B9CB65B8D88D43F71
ContentVersion	
Created	6-7-2018 16:24:03
Created_x0020_By	i:0#.f membership lidiah@m365x315646.onmicrosoft
Created_x0020_Date	
DocConcurrencyNumber	
Editor	17;#Lidia Holloway
File_x0020_Size	
File_x0020_Type	xlsx
FileDirRef	
FileLeafRef	Phone_Mobile32i Customer Feedback.xlsx
FileRef	
FolderChildCount	
FSObjType	
GUID	f14ef13e-d26f-41d8-8518-0dd151fa6526
HTML_x0020_File_x0020_Type	
ID	1
InstanceID	

Microsoft.SharePoint.Client.ListItem Represents an item or row in a list.





# QUESTIONS?



[BRAM.DEJAGER@DELAWARE.PRO](mailto:BRAM.DEJAGER@DELAWARE.PRO)



[@BRAMDEJAGER](https://twitter.com/BRAMDEJAGER)



[BRAMDEJAGER.WORDPRESS.COM](http://BRAMDEJAGER.WORDPRESS.COM)

